



HAL
open science

Molecularly imprinted polymers for the removal of Iprodione from wine : experimental design and synthesis optimization

Manal Bitar, Elias Bou-Maroun, Philippe Cayot

► To cite this version:

Manal Bitar, Elias Bou-Maroun, Philippe Cayot. Molecularly imprinted polymers for the removal of Iprodione from wine : experimental design and synthesis optimization. MIP (Molecularly Imprinted Polymers) 2012, 2012, Paris, France. 10.13140/RG.2.2.19190.45124 . hal-02529027

HAL Id: hal-02529027

<https://institut-agro-dijon.hal.science/hal-02529027>

Submitted on 2 Apr 2020

HAL is a multi-disciplinary open access archive for the deposit and dissemination of scientific research documents, whether they are published or not. The documents may come from teaching and research institutions in France or abroad, or from public or private research centers.

L'archive ouverte pluridisciplinaire **HAL**, est destinée au dépôt et à la diffusion de documents scientifiques de niveau recherche, publiés ou non, émanant des établissements d'enseignement et de recherche français ou étrangers, des laboratoires publics ou privés.

Molecularly imprinted polymers for the removal of Iprodione from wine: experimental design and synthesis optimization

M. Bitar, E. Bou-Maroun, P. Cayot

e.bou-maroun@agrosupdijon.fr

Unité Procédés Alimentaires et Microbiologiques UMR A02.102, Agrosup Dijon/Université de Bourgogne, 1 Esplanade Erasme F-21000, Dijon, France

Introduction

Substantial evidence demonstrates the potential for transfer of fungicides during the winemaking process. In order to remove these fungicides from wine samples, molecularly imprinted polymers (MIP) have been prepared and tested in a hydro-alcoholic solution containing Iprodione. Iprodione was chosen as fungicide because it was detected in more than 90 % of the French wine according to a survey done by the French ministry of agriculture [1].

Materials and methods

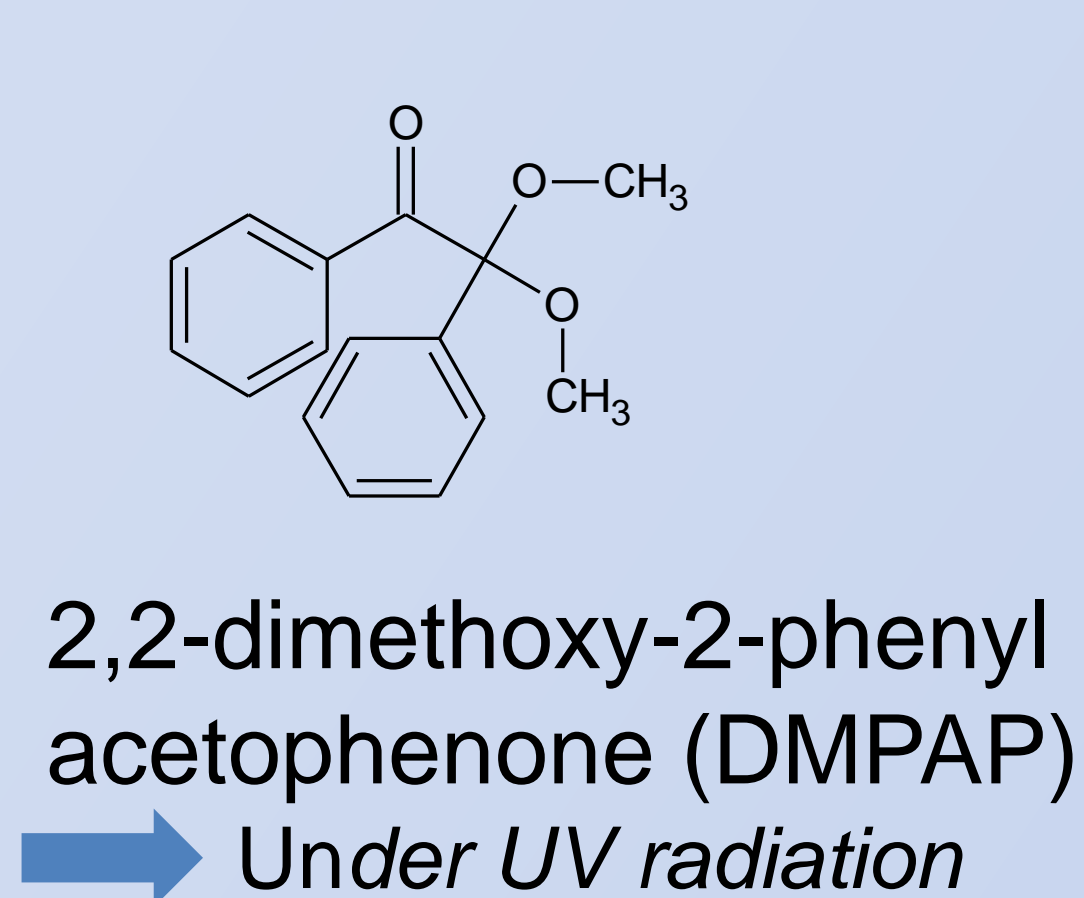
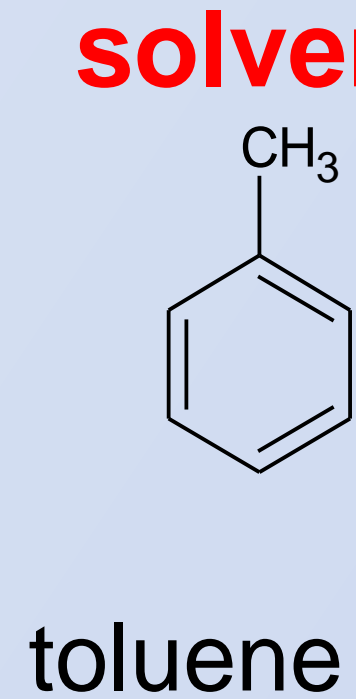
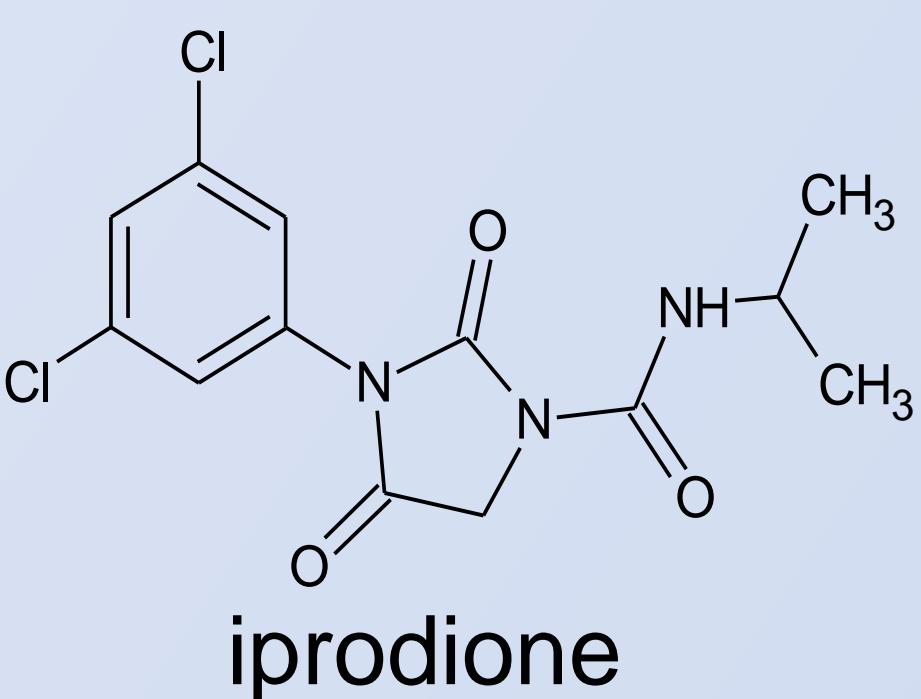
1- Synthesis

Iprodione-MIPs' non-covalent synthesis

Template

Porogen solvent

Initiator



2³ factorial experimental design

Factor	Level	Chemical Structure
Factor 1 Functional Monomer (FM)	-1 Methacrylamide	
	+1 Methacrylamide + styrene	
Factor 2 Crosslinker (C)	-1 Trimethylolpropane trimethacrylate (TRIM)	
	+1 Ethylene glycol trimethacrylate (EGDMA)	
Factor 3 Polymerization method (PM)	-1 Monolith	
	+1 Precipitation	

8 iprodione-MIPs

2- Template removal
acetic acid/ethanol
+ ultrasonication

3- NIPs synthesis

8 NIPs were synthesized in a similar manner without template

4- Binding experiments

Iprodione solutions

- 20 mL ethanol/water
- 10^{-5} M < C(iprodione) < 10^{-3} M
- 10 mg polymer
- 25 °C

Extraction

- Batch extraction
- Magnetic stirring

Freundlich isotherms

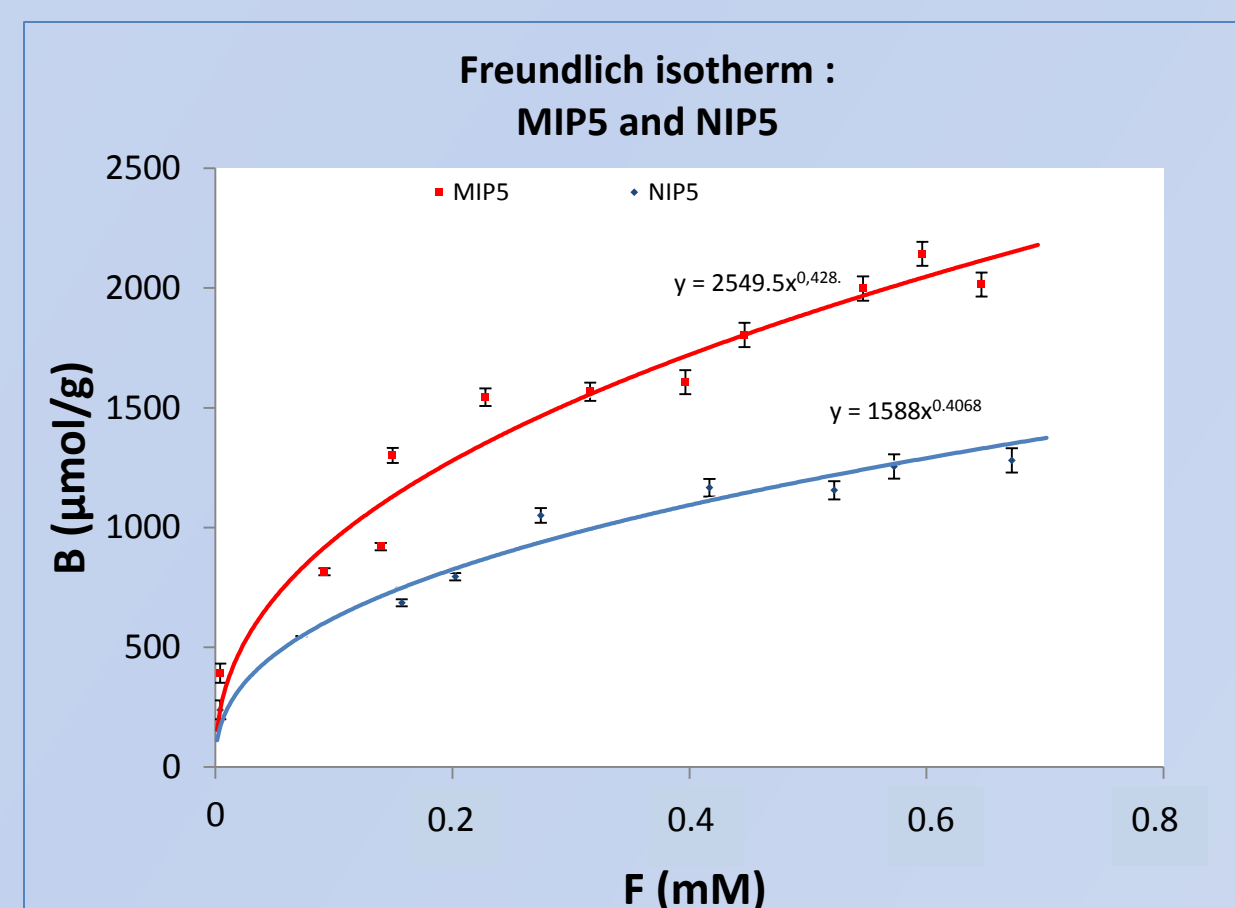


Fig. 2 : Freundlich isotherm exemple MIP5 and NIP5.

HPLC

- C18 stationary phase
- Acetonitrile/water (60/40)
- Mobile phase
- UV detection

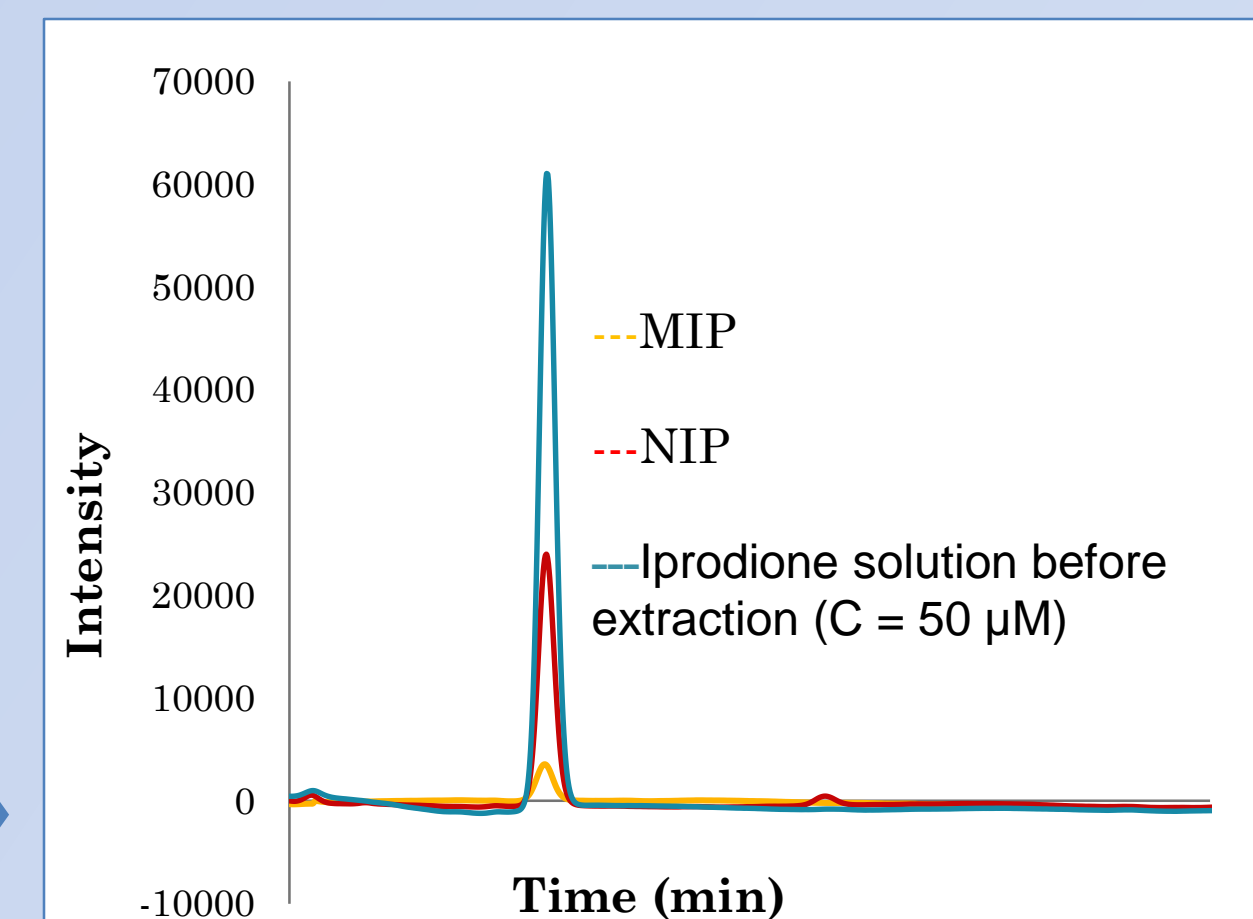


Fig. 1 : iprodione chromatograms superposition before and after extraction by MIP5 and NIP5 (methacrylamide, TRIM, precipitation).

$$B = a F^m$$

B : binded iprodione
F : free iprodione
a, m : Freundlich parameters

5- Response variables

- K : apparent weighted average affinity
- N : apparent number of sites
- K(MIP)/K(NIP)

Results

Table 1 : full experimental design

MIP	PM	FM	C	K	N	K(MIP)/K(NIP)
1	-	-	-	8.78	702	1.76
2	-	-	+	5.32	538	1.39
3	-	+	-	8.81	667	1.60
4	-	+	+	10.27	726	4.50
5	+	-	-	3.38	1093	6.46
6	+	-	+	19.36	1172	1.17
7	+	+	-	7.36	623	1.01
8	+	+	+	7.49	685	1.01

The optimal MIP :
MIP5

- F1 : precipitation
- F2 : TRIM
- F3 : methacrylamide

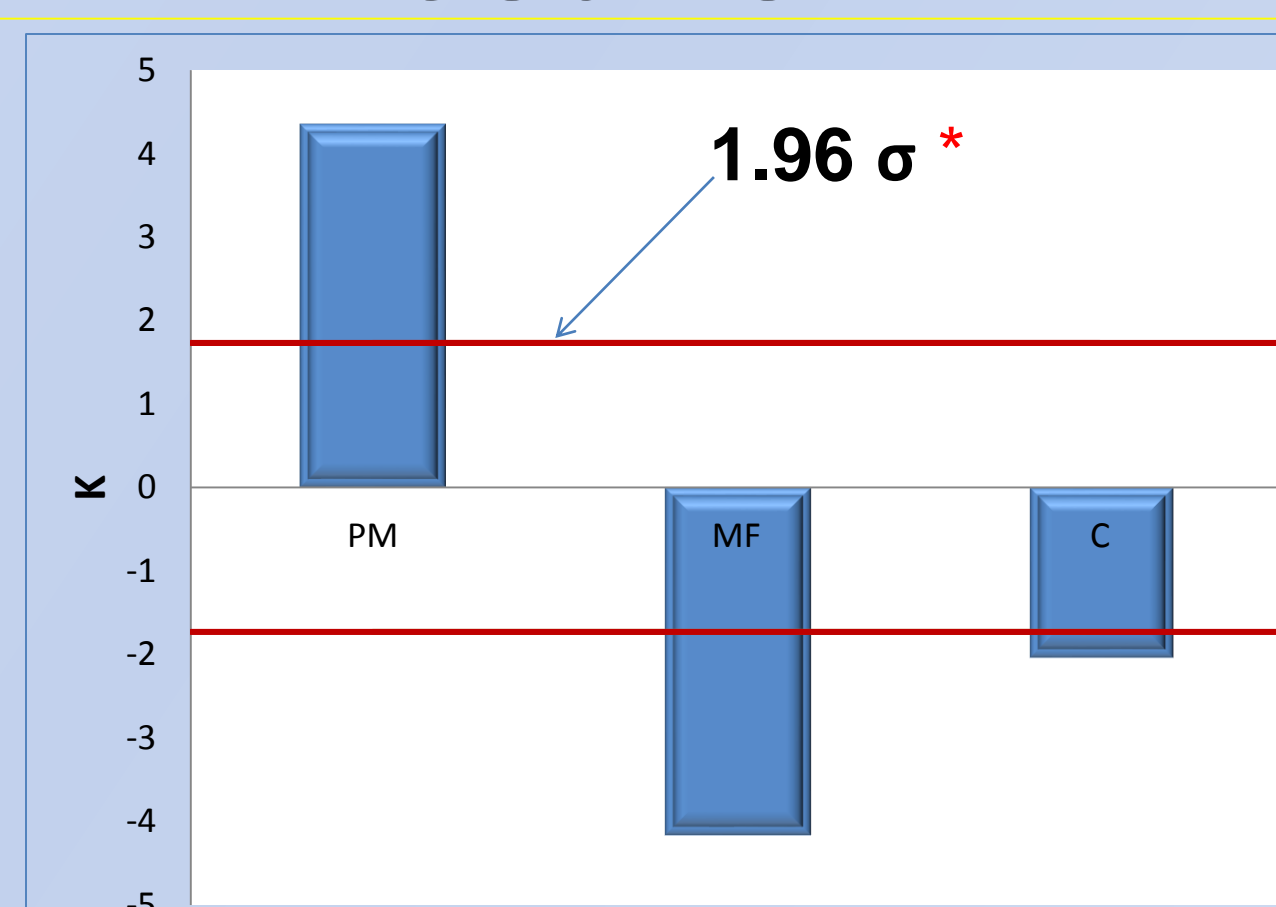


Fig. 3 : Factors significant influence on the apparent affinity.
* 6 repetitions for MIP5 => Degree of freedom = 5; 95% confidence interval

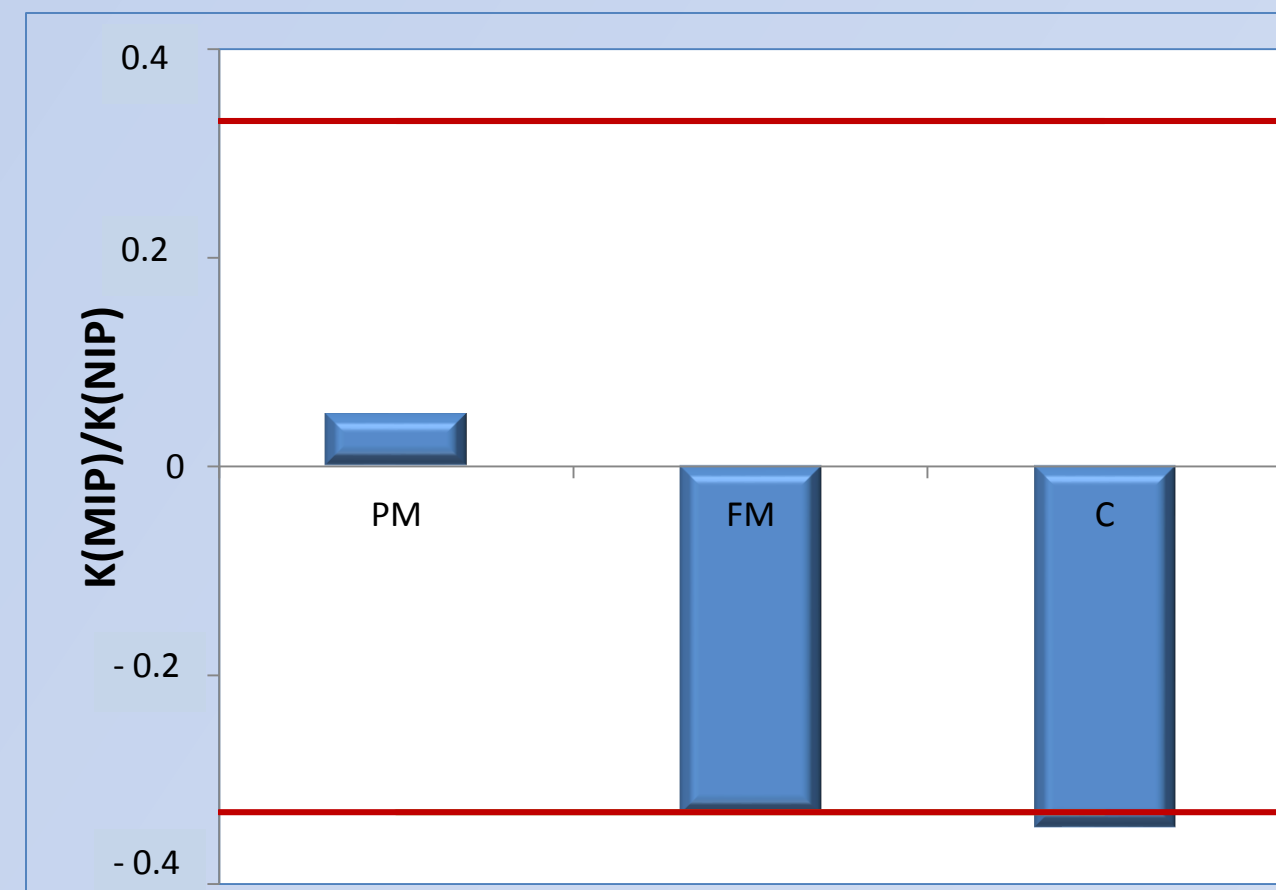


Fig. 4 : Factors significant influence on the ratio K(MIP)/K(NIP).

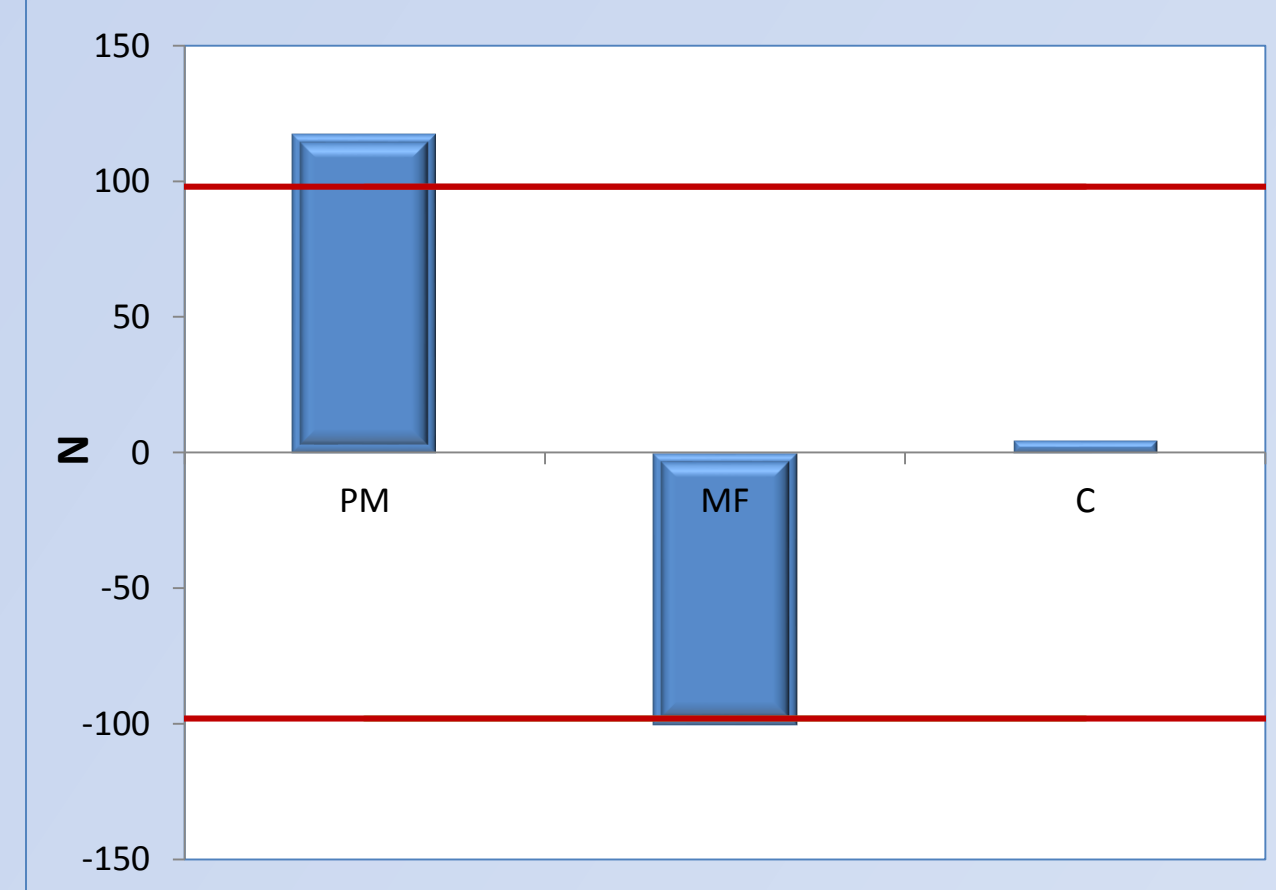
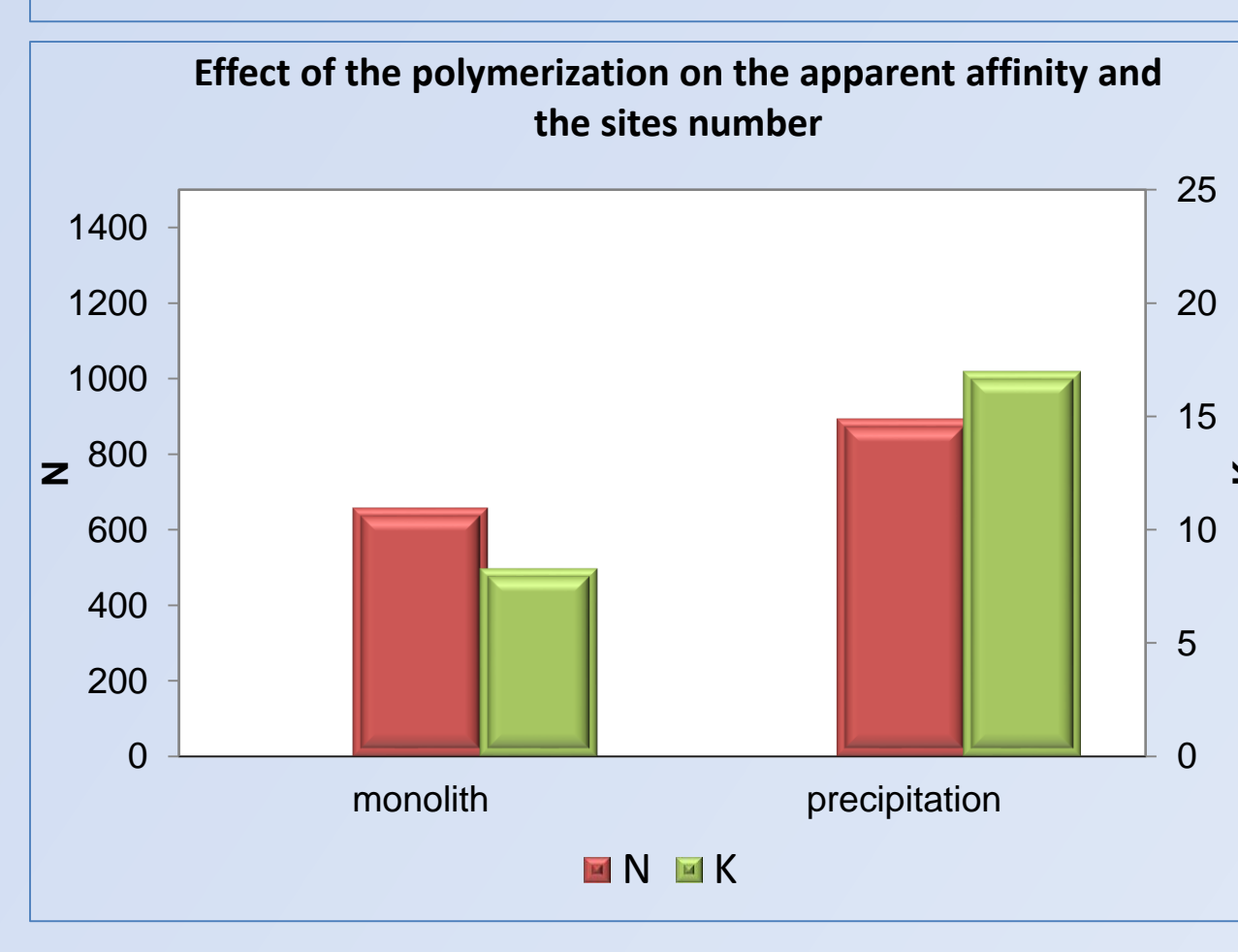
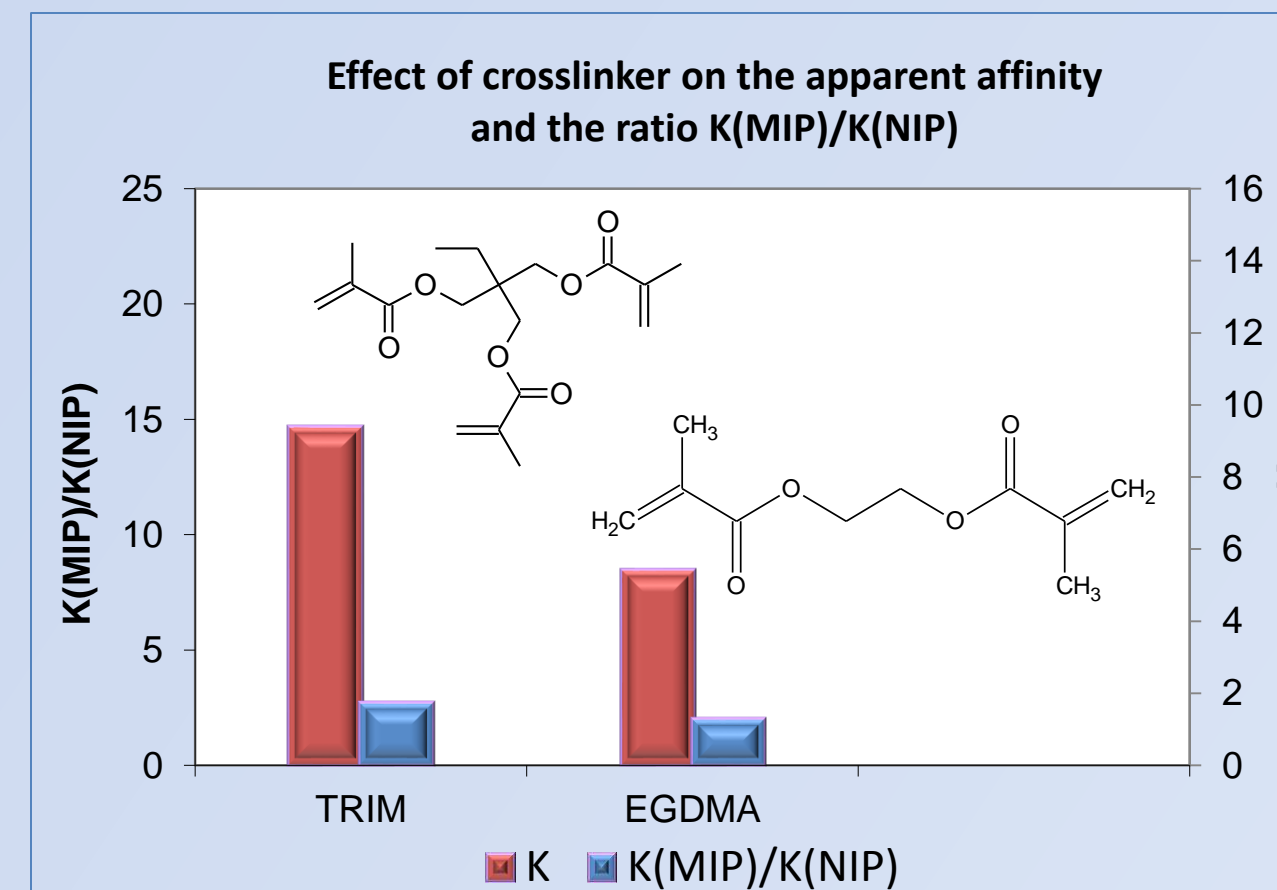
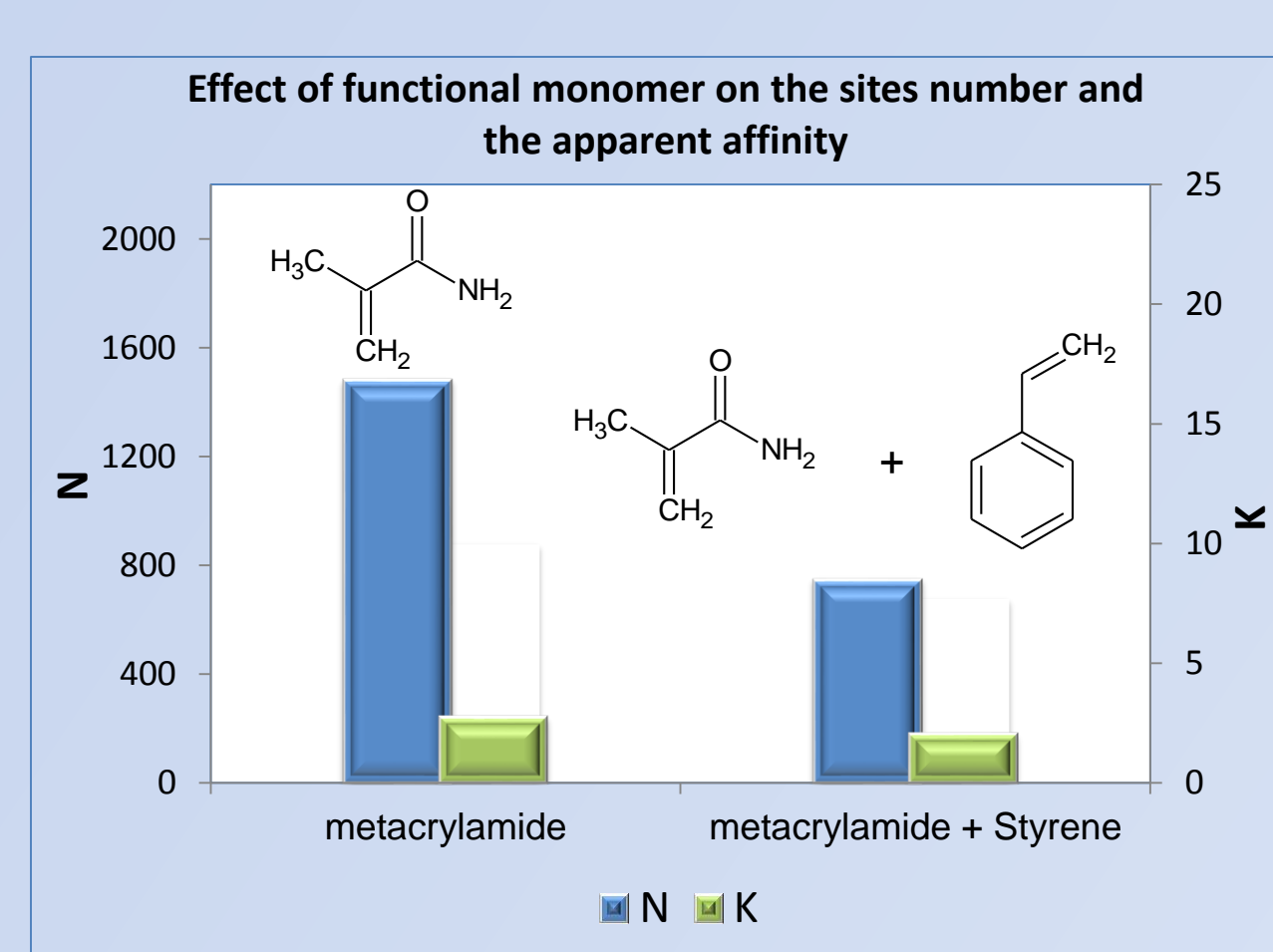


Fig. 5 : Factors significant influence on the sites number.



Conclusion

The addition of styrene decreases the apparent affinity and the sites number.

The use of TRIM increases the apparent affinity and K(MIP)/K(NIP).

The precipitation polymerization increases the apparent affinity and the sites number.

References
[1] Cugier, J.-P., & Bruchet, S. Plan de surveillance résidus en Viticulture. Campagnes viticoles 1990-2003. Direction Générale de l'Alimentation. Sous Direction de la Qualité et de la Protection des Végétaux, 2005.