



HAL
open science

Combining polarized sensory positionning and pivot profile©: what can we expect for wines ?

Méven Otheguy, B. Chatelet, Nathalie Pouzalgues, Dominique Valentin,
Carole Honoré-Chedozeau

► To cite this version:

Méven Otheguy, B. Chatelet, Nathalie Pouzalgues, Dominique Valentin, Carole Honoré-Chedozeau. Combining polarized sensory positionning and pivot profile©: what can we expect for wines ?. 13th Pangborn Sensory Science Symposium, Jul 2019, Edinburgh, United Kingdom. hal-02296516

HAL Id: hal-02296516

<https://institut-agro-dijon.hal.science/hal-02296516>

Submitted on 25 Sep 2019

HAL is a multi-disciplinary open access archive for the deposit and dissemination of scientific research documents, whether they are published or not. The documents may come from teaching and research institutions in France or abroad, or from public or private research centers.

L'archive ouverte pluridisciplinaire **HAL**, est destinée au dépôt et à la diffusion de documents scientifiques de niveau recherche, publiés ou non, émanant des établissements d'enseignement et de recherche français ou étrangers, des laboratoires publics ou privés.

COMBINING POLARIZED SENSORY POSITIONING AND PIVOT PROFILE[®]: WHAT CAN WE EXPECT FOR WINES?

CONTEXT

French wine professionals have recently been interested by wines made from resistant grape varieties, yet not much is known on these wines.

Aim

- To know whether these resistant grape varietal wines are sensory close to French well-known grape varietal wines
- To highlight the main sensory differences between resistant grape varietal wines and French well-known grape varietal wines

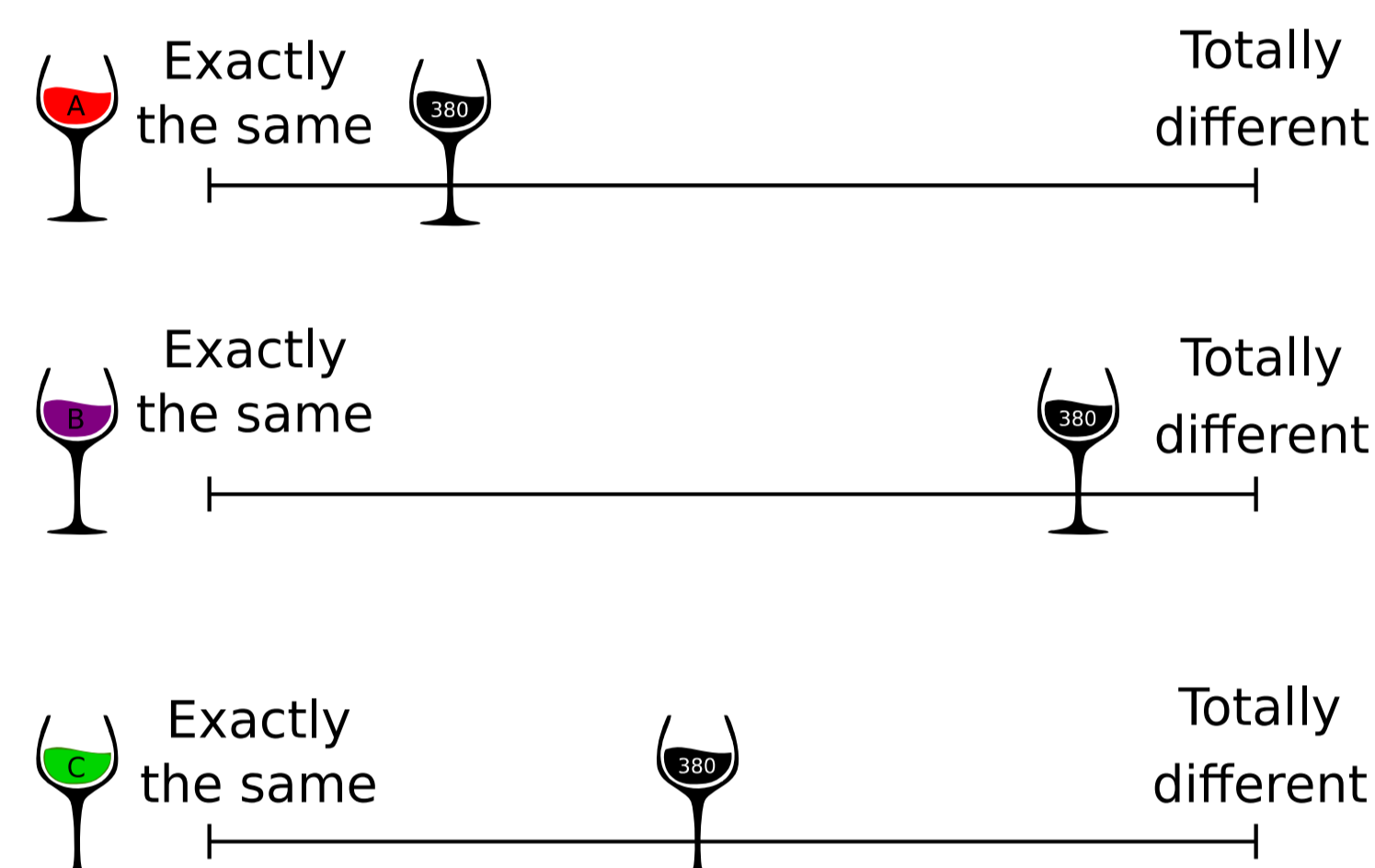
MATERIAL & METHODS

POLARIZED SENSORY POSITIONING (PSP)

24 wine professionals
17 white wines

Poles were selected by directed sorting task:

- A: Riesling
- B: Sauvignon
- C: Chardonnay



PIVOT PROFILE[®] (PP)

12 wine professionals
8 white wines

Pivot wine was chosen from the PSP results.



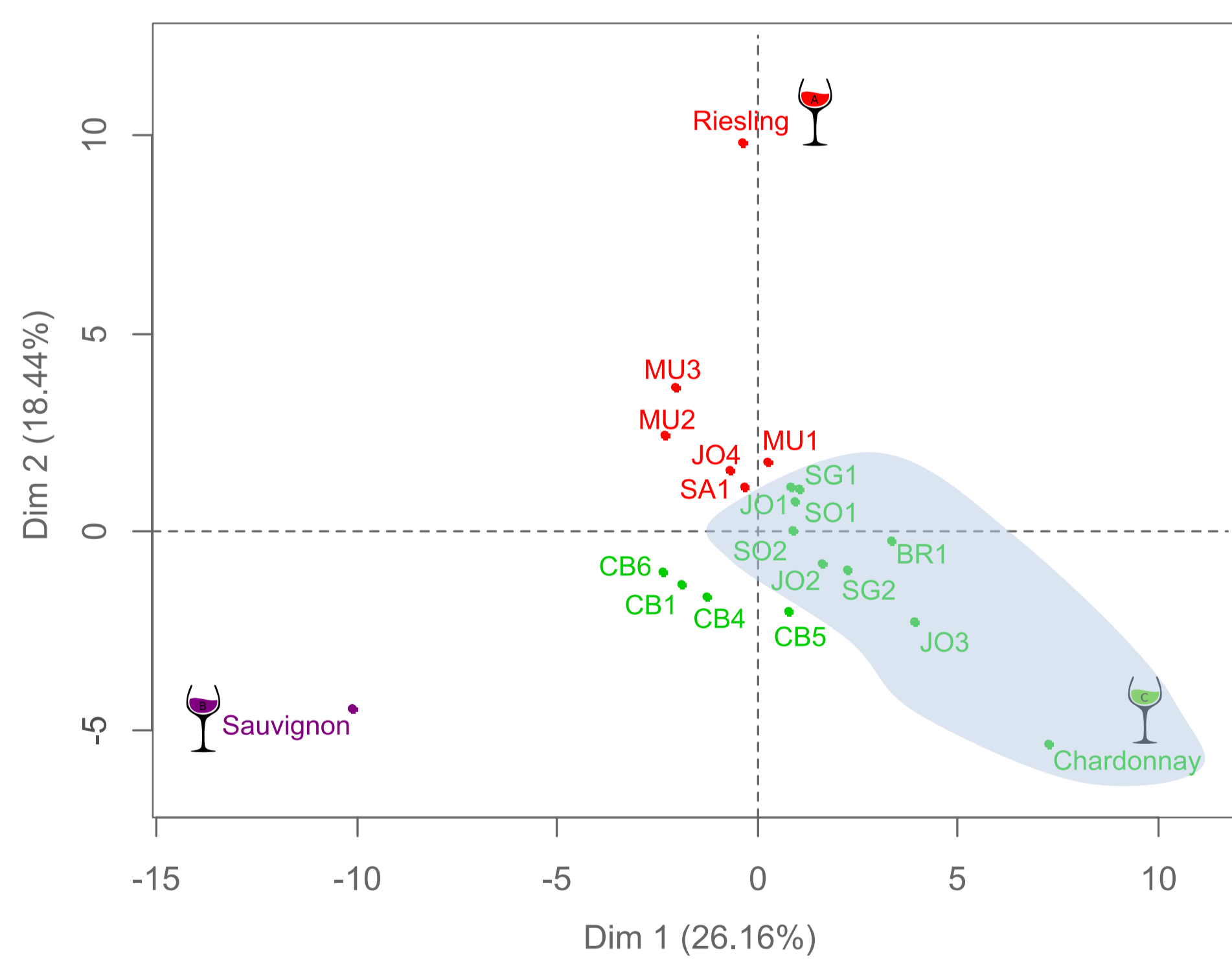
	The sample is less ... than the pivot	The sample is more ... than the pivot
Sample X	fruit, sweet	bitter, fresh

RESULTS

POLARIZED SENSORY POSITIONING

Data were analyzed using Multiple Factor Analysis coupled to Hierarchical Ascending Classification. Each cluster is represented by a different color.

Poles were taken into account in the analysis and theoretically projected on the graph.



- BR : Bronner
- CB : Cabernet Blanc
- JO : Johanniter
- MU : Muscaris
- SA : Saphira
- SG : Souvignier Gris
- SO : Solaris

Two groups of resistant wines :

- Green group is closer to the pole Chardonnay than the other two
- Red group is closer to the pole Riesling than the other two

Diversity among resistant grape varietal wines

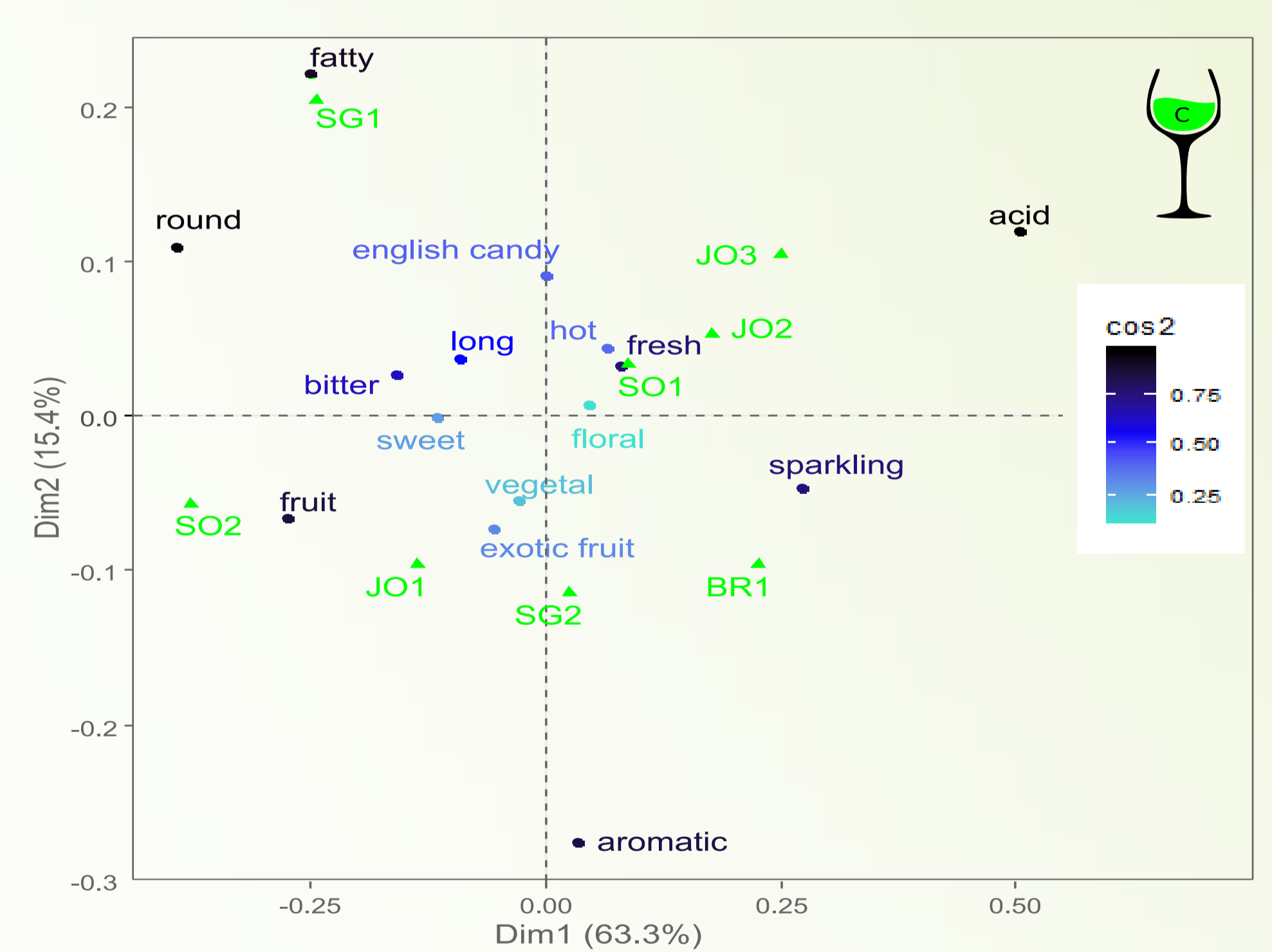
- JO1, JO2 & JO3 are close to the pole Chardonnay
- JO4 are close to the pole Riesling

The poles are selected as Pivot wine according to their degree of sensory proximity with the resistant grape varietal wines.

PIVOT PROFILE[®]

Data were analyzed using Correspondence Analysis

Cos2 were added to better understand the representation of each descriptor on dimensions 1 and 2. Here the pivot was a Chardonnay



- BR : Bronner
- JO : Johanniter
- MU : Muscaris
- SA : Saphira
- SG : Souvignier Gris
- SO : Solaris

For each cluster

Due to the sensory proximity of resistant grape varietal wines with the Chardonnay, **few descriptors were elicited** by the wine professionals. Those descriptors are related to **the aromas, tastes & in-mouth sensations**.

PP allows to highlight the **diversity** among resistant grape varietal wines

- SG1 is more fatty and round than Chardonnay
- SG2 is more exotic fruit and vegetal than Chardonnay
- SO1 is more fresh than Chardonnay
- SO2 is more fruity than Chardonnay

DISCUSSION & CONCLUSION

- PSP results showed **sensory proximities** between the resistant grape varietal wines and the selected Riesling and Chardonnay wines.
- PP highlighted additional information to the PSP about the **main sensory characteristics** of resistant grape varietal wines which are perceived as more or less intense than the closest pole.
- This combination provides useful information to wine professionals by building a global sensory image of resistant grape varietal wines.
- Combining those two methods provided a better understanding among resistant grape varietal wines within reasonable time compared to classical methods.
- It represents a promising tool for future wine industry questions.

To get more information about the results of this study, flash this QR

